



**INSTRUCCIONES DE MONTAJE**

**MOUNTING INSTRUCTIONS**


**INSTRUCTIONS DE MONTAGE**

**ISTRUZIONI DI MONTAGGIO**

**MONTAGEANLEITUNG**

**www.clm.es**

ANTIRROBO DE MANILLAR  
HANDLEBAR TO FRAME LOCK  
ANTIVOL BLOQUE-GUIDON  
ANTIFURTO BLOCCA-MANUBRIO  
DIEBSTAHLSCHUTZ SCOOTER  
**HONDA SCOOPY SHi**  
**125-250cc**



**CHIC**

**5726195 - 5726559**  
**5727667 - 5727668**



**¡LUBRICAR SÓLO CON ACEITE WD-40!**  
**LUBRICATE ONLY WITH WD-40 OIL!**  
**LUBRIFIER SEULEMENT AVEC WD-40!**  
**LUBRIFICARE SOLO CON OLIO WD-40!**  
**ALS SCHMIERMITTEL IST NUR ÖL**  
**VOM TYP - WD 40 - ZU VERWENDEN**


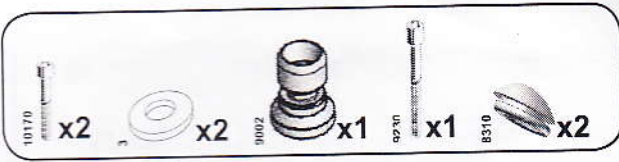


DIN EN ISO 9001:2000  
Certificado Nº 01 100 048102

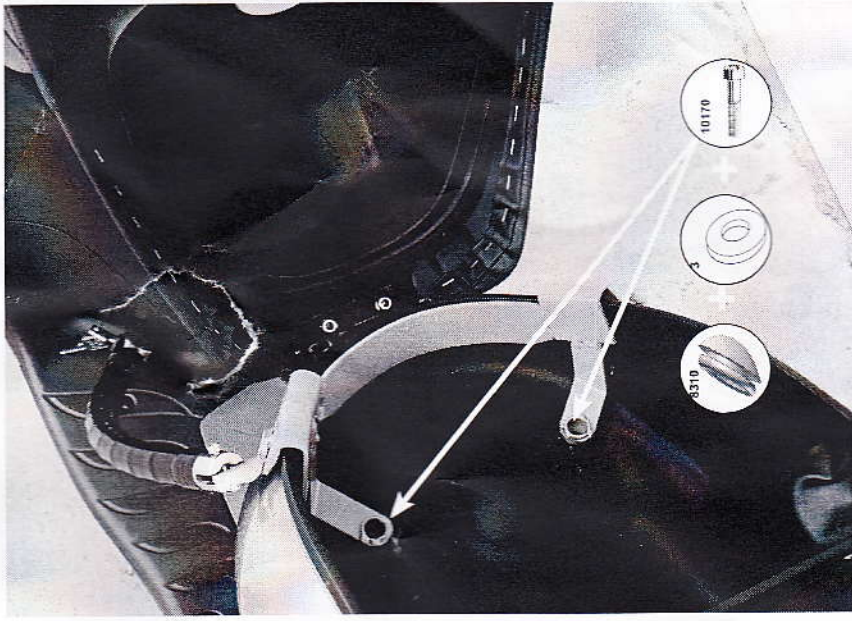
Sistema patentado  
Patented system  
Système breveté  
Sistema brevettato  
Patentgeschütztes system

Empresa certificada  
Certified company  
Enterprise certifiée  
Azienda certificata  
TUV-Geprüfter betrieb

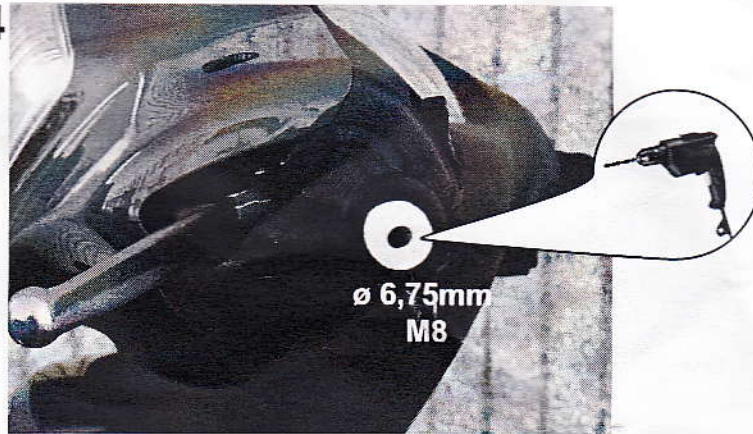
IT-IC 26195-EU



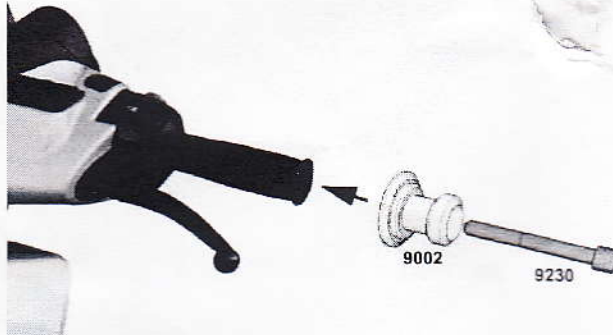
3



4



6



**MUY IMPORTANTE:** Apretar el pivote fuertemente. Asegurarse de que el pivote queda totalmente fijado.

**VERY IMPORTANT:** Press strongly the pivot. Make sure that the pivot is totally fixed

**TRÈS IMPORTANT:** Serrer fortement le pivot. S'assurer qu'il reste totalement fixé.

**MOLTO IMPORTANTE:** Premere il perno con forza. Assicurarsi che il perno sia completamente fissato.

**SEHR WICHTIG:** Zapfen besonders fest anziehen und sicherstellen, dass er sich nicht mehr bewegen kann.