



[www.clm.es](http://www.clm.es)

**INSTRUCCIONES DE MONTAJE**

**MOUNTING INSTRUCTIONS**

**INSTRUCTIONS DE MONTAGE**

**ISTRUZIONI DI MONTAGGIO**

**MONTAGEANLEITUNG**

ANTIRROBO DE MANILLAR  
HANDLEBAR TO FRAME LOCK  
ANTIVOL BLOQUE-GUIDON  
ANTIFURTO BLOCCA-MANUBRIO  
DIEBSTAHLSCHUTZ SCOOTER

**PIAGGIO BEVERLY**

**MY 2010**

**125-300cc.**

**CHIC**

**5728069 - 5728070**



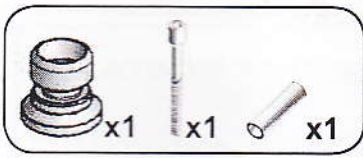
**¡LUBRICAR SÓLO CON ACEITE WD-40!  
LUBRICATE ONLY WITH WD-40 OIL!  
LUBRIFIER SEULEMENT AVEC WD-40!  
LUBRIFICARE SOLO CON OLIO WD-40!  
ALS SCHMIERMITTEL IST NUR ÖL  
VOM TYP - WD 40 - ZU VERWENDEN**




Sistema patentado  
Patented system  
Système breveté  
Sistema brevetato  
Patentgeschütztes system

Empresa certificada  
Certified company  
Enterprise certifiée  
Azienda certificata  
TÜV-Geprüfter betrieb


IT-IC 28069-EU




1



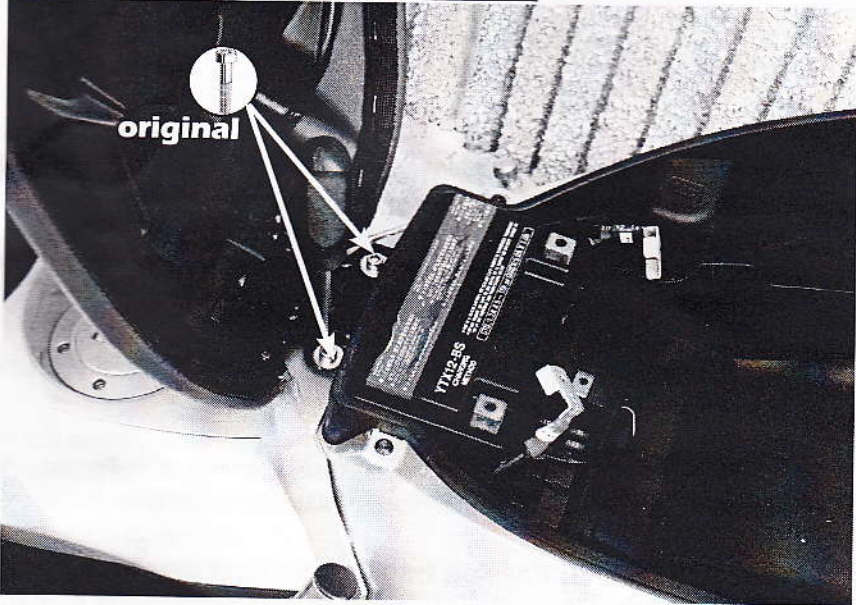
2




3



4



5



6



+



+



+



original



**MUY IMPORTANTE:** Apretar el pivote fuertemente. Asegurarse de que el pivote queda totalmente fijado.

**VERY IMPORTANT:** Press strongly the pivot. Make sure that the pivot is totally fixed

**TRÈS IMPORTANT:** Serrer fortement le pivot. S'assurer qu'il reste totalement fixé.

**MOLTO IMPORTANTE:** Premere il perno con forza. Assicurarsi che il perno sia completamente fissato.

**SEHR WICHTIG:** Zapfen besonders fest anziehen und sicherstellen, dass er sich nicht mehr bewegen kann.